PRIMARY 5 & PRIMARY 6 SCIENCE

Turn Science understanding into clear, complete answers.

- Structured methods for open-ended questions
- Live Science demonstrations in class
- Three timed pen-and-paper mock papers a year
- GapFix Reports: each paper analysed, with next steps
- Online practice (BMLS) with a Parent Dashboard
- Learning Pack with hands-on experiment kits
- Small classes with active participation



Every class is taught by

Mr Daniel Tay

Founder, Bestminds Academy

- B.Sc. (Hons) Biological Sciences, NTU
- Postgraduate Diploma in Education, NIE, NTU
- NIE-trained former MOE teacher
- Former PSLE Science marker
- Over 13 years of teaching experience
- Learned PSLE marking principles from SEAB founding CEO Mr Tan Yap Kwang
- Featured on CNA938 on short-form videos as learning tools

Scan to WhatsApp Mr Daniel about a $50 trial lesson

Try a 2-hour lesson for $50 · WhatsApp 9365 1228

THE BESTMINDS DIFFERENCE

The OAC Method

Observe Carefully

Read the question, diagrams and data closely.

Analyse Logically

Identify the Science concept and reason using the evidence.

Communicate Clearly

Write an accurate explanation that answers the question.

From vague to clear: a sample answer

Question: A cold can is taken out of the fridge. Water droplets soon form on the outside of the can. Explain how.
Before: The can is cold so water comes out.
After: Water vapour in the warmer surrounding air touches the cooler surface of the can, loses heat to it and condenses into water droplets.
What changed: the answer names where the water comes from, the heat loss and the process. Sample for illustration.

Rated 4.9 from 88 Google reviews (as at 23 Nov 2026)
Review shown: Podsee. Read more parent reviews on Google

Google Reviews ★★★★★

"My daughter scored 56% in Science when she joined Bestminds Academy. Three months later, she scored 84% in her prelims."
Valerie L., parent, Google review





Live Science demonstrations

In some lessons, Mr Daniel demonstrates an experiment in class. Students then:

1. Predict what will happen
2. Observe the result
3. Use the evidence to explain it in a Science answer

LEARNING ENVIRONMENTS

Smaller classes. Closer monitoring.

12 onsite
Regular cap

14 online
Regular cap

School classes are much larger, so it is hard for every child to be heard. That is why we cap our onsite classes at 12. Approved replacement and trial students are additional, so attendance may be slightly higher. Prior approval, available space and safe, effective teaching are required. Maximum one trial student per session. Classes are fully onsite or fully online, helping Mr Daniel monitor participation and check understanding.



Interactive online learning with ClassIn



Online lessons are built to keep every student engaged and participating. Individual digital sketchpads, polls, timers and student-response tools make students' thinking and responses visible during a structured live lesson, so your child takes part actively while learning from home.

Missed a lesson?

One approved replacement, the same lesson in another class, may be arranged for a personal absence, subject to availability and prior confirmation. Online-to-onsite replacements cost $10 extra; other combinations have no additional charge. Personal-absence fees are non-refundable.

Recording access for revision

Regularly enrolled students can access available corresponding online lesson recordings. Onsite lessons are not routinely recorded for replay.
P5 completers: until 31 December of the same academic year.
P6 completers: until the day of the PSLE Science paper.
Access ends earlier on withdrawal or termination. Trials receive no replay access. Personal revision only: do not download, record or share.
Full replacement and recording conditions: Handbook

Three timed mocks. A clear plan to improve.



Three timed mock papers a year for P5 and P6, at most one per school term.

Submit a readable script by the submission deadline to receive marking and a GapFix Report, which combines paper analysis with available BMLS practice data.

01 Sit the paper under exam conditions

During the scheduled lesson: onsite in class, online at home.
Parents supervise online students: no notes, AI tools or help.

02 Receive your marked script and GapFix Report

Your GapFix Report has three parts: Strengths, Area for improvement and Next steps, informed by BMLS topic and practice performance.

03 Use the analysis to plan revision

Follow practical next steps and a revision plan. BMLS practice results inform the analysis; they do not predict examination grades.

Ask about the next mock paper: WhatsApp 9365 1228

BESTMINDS LEARNING PACK

Resources to learn, practise and revise.



Every student receives the full current-year notes, worksheets and revision resources, curated and updated by Mr Daniel, whenever they join.



Illustrative contents

01 Experiment kits

Hands-on kits for experiments at home, with guides to record observations and explain results.

02 Notes and mock papers

Current-year notes, worksheets and mock papers, kept together for your child to revisit.





03 Delivered to your door

Two semester boxes, mailed to your home at no extra delivery charge. Later joiners receive boxes already issued within two weeks of enrolment; temporary PDFs cover lessons before delivery.

» Next: Explore the experiment kits for P5 and P6.

BESTMINDS LEARNING PACK

Experiments in a Box

Hands-on experiments with clear guides to help students work safely at home, record observations and analyse their findings.

Learn by doing. Observe, test and explain.

FOR BOTH P5 & P6



Thermometer



Digital weighing scale



Stopwatch



Torch



Metal cubes

P5 ITEMS



Circuit components



Batteries



Experiment tube



Clear cups with lids



Fabric pieces

P6 ITEMS



Electrical experiment set



Wooden ramp



Toy car



Spring balance



Cups with lids

Items shown are examples and are not exhaustive. Contents may change as experiments are updated or according to stock availability.

BESTMINDS LEARNING SPACE (BMLS)

24/7 access to our resource library and learning space

Over 4,000 original questions, fast feedback, every attempt tracked.

Included at no extra cost for regularly enrolled students.

Daily Quest and homework

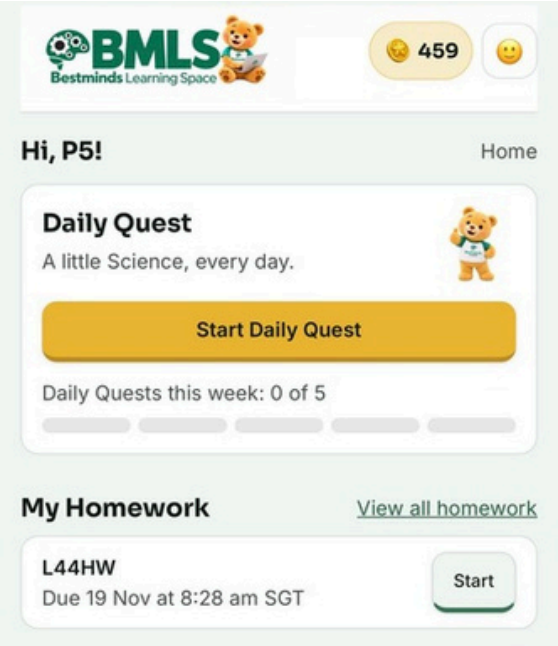

Weekly quiz practice

Review the explanations, revisit mistakes and try a similar question.



Start a Daily Quest or open your weekly quiz.

Focused practice and progress

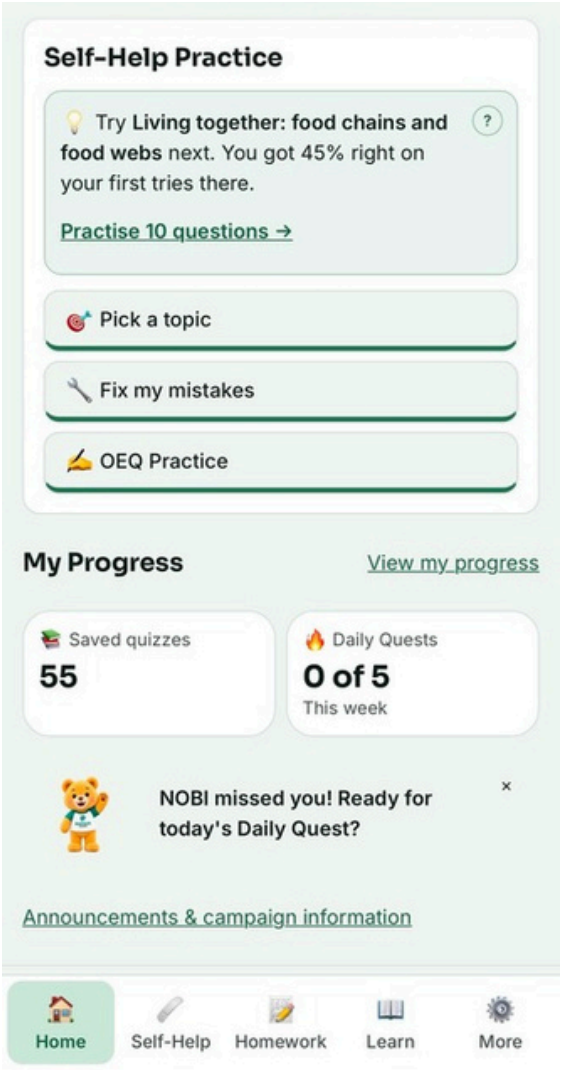

Choose a topic, revisit mistakes and view practice progress.

bmlearningspace.com Illustrative view: scores, dates and activity are examples.

Science practice that continues between lessons, built in line with the PSLE Science syllabus.



Singapore Science Adventure Map

Daily Quests and the NOBI Adventure Map across Singapore give your child a clear, purposeful activity to return to.

Build a regular habit

Only the first try earns coins, so effort counts. Weekly streaks keep practice regular.

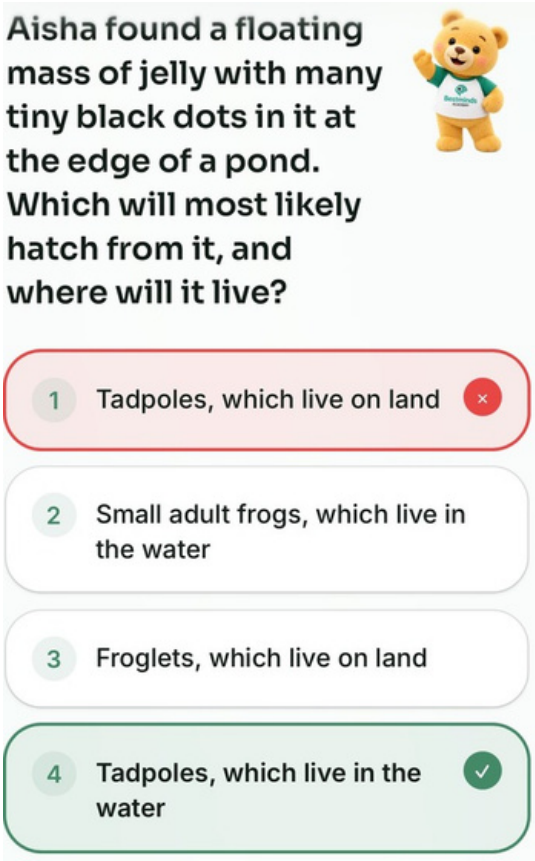

Understand the reasoning

Review the selected answer, see the correct choice and read why it is correct. Explanations help your child revisit mistakes.

Not quite

Incorrect. Tadpoles hatch from the eggs but they live in water, not on land.

The answer is option 4. Correct. The jelly mass is frog spawn (eggs). Tadpoles hatch from the eggs and live in water, where they swim using their tails.

Illustrative screenshots: Bestminds Learning Space · bmlearningspace.com

EXPLORE THE LEARNING SPACE

More ways to explore and understand Science.

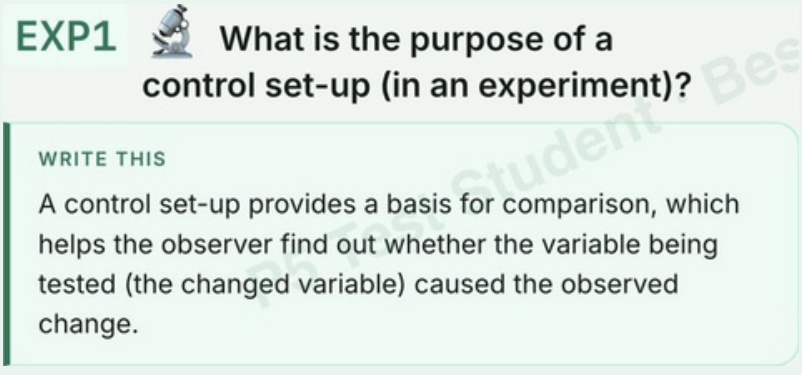

📖 FAQ Cheat Sheet

Revisit common Science questions with suggested wording. OEQ Cloze builds full answers step by step.



🧠 Visual mind maps

See how ideas connect. Return to visual summaries when revising concepts and Science process skills.



🔬 21 Interactive Virtual Labs

Move objects, change one variable and see what happens. We designed 21 virtual labs for your child to explore and learn beyond their textbooks.

Also explore Science posters, NOBI Tube videos, Bookmarks and My Progress.

Screenshots: BMLS resources and Virtual Lab · bmlearningspace.com

Included at no extra cost for regularly enrolled students.

📊 **PARENT DASHBOARD & TOPIC PROGRESS**

Monitor progress. Know where to focus revision.

Real case: rushing at 7 seconds a question cut one student's accuracy from 76% to 42%.

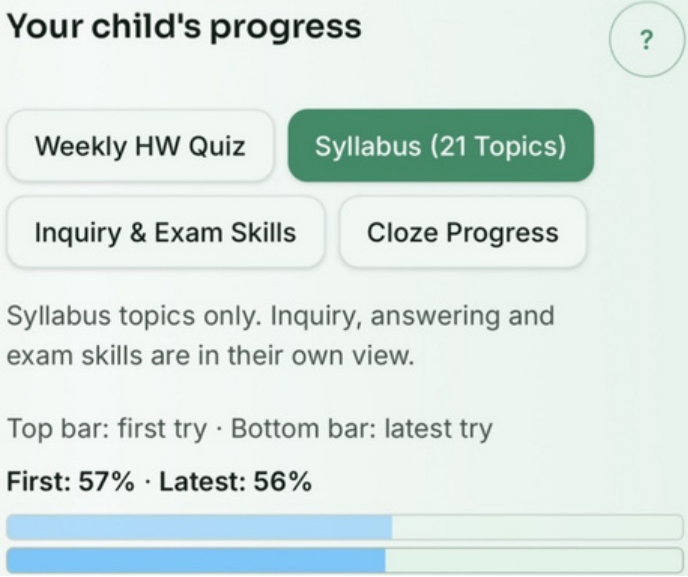

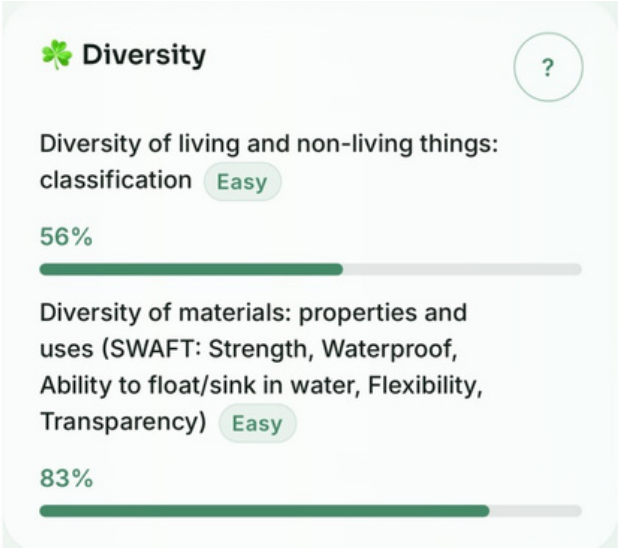

01 Monitor learning activity

Review homework quizzes, syllabus topics, inquiry and exam skills, and cloze progress.

02 Compare attempts

Compare first-try and latest-try performance to guide conversations about corrections.

03 Spot topics to revisit

Each topic map slice is sized by how often PSLE tests it.

Practice information, interpreted with care

Percentages reflect practice performance, not predicted exam grades.

Illustrative screenshots: bmlearningspace.com

BMLS 2027 GRAND CHALLENGE (P6)

Build the daily habit. Earn medallions in P5 and P6. Win prizes in P6.

P6 prizes: 1 iPad and 1 AirPods Pro 3 set, with medals

Top eligible coin earner

Apple 11-inch iPad

A16 chip · 128GB · Wi-Fi





+ Bestminds Gold Medal

Second eligible coin earner

Apple AirPods Pro 3

Active Noise Cancellation





+ Bestminds Silver Medal

Prize and medal images are illustrative. Apple is not a sponsor of this competition.

P6 eligibility and ranking

P6 only: Stay enrolled until programme end and achieve AL1 or AL2 in PSLE Science. Send the official result slip within 14 calendar days of results release. The highest eligible coin earner wins the iPad and gold medal; second wins AirPods Pro 3 and a silver medal. Spending coins does not reduce ranking.



NOBI Gold Medallion Non-competitive Consistency Challenge

We award a real medallion for staying consistent when students reach significant milestones in Daily Quest streaks. Details on the BMLS website.

P6 competition: 1 January to 30 September 2027, 11:59 pm (Singapore time).

P6 ties: Higher school Preliminary Science percentage ranks first; if still tied, a common Bestminds Science assessment determines the order.

Full eligibility, ranking and prize conditions: Handbook §§5.26–5.29.

Author of Best-Selling PSLE Science Study Guide





Mr Daniel is the author of Examiners' Secrets: How to Consistently Score AL1 for Science.

This book is available at:

POPULAR

Shopee

Lazada

About the book

Written by Mr Daniel
Former PSLE Science marker

For P5 and P6
Upper primary Science

Where to buy
Shopee, Lazada and Popular

EXPERTISE YOU CAN TRUST

Where did Mr Daniel learn PSLE Science marking principles?



Photo: 12 Nov 2013, with Mr Tan Yap Kwang

From Mr Tan Yap Kwang, founding CEO of the Singapore Examinations and Assessment Board (SEAB).

Mr Daniel brings these marking principles into his lessons, so students learn to write answers the way markers award marks.

HOW PSLE SCIENCE MARKS ARE AWARDED

- ***"In the PSLE, marks are awarded for evidence of correct understanding and the application of relevant concepts and skills." SEAB, 2026***
- ***"Marks will be duly awarded to pupils as long as their responses show correct understanding of the scientific concepts in the given context." MOE, 2023***



OUR LOCATIONS

Choose where your child learns.

Three onsite locations, all near an MRT station, plus interactive online classes.

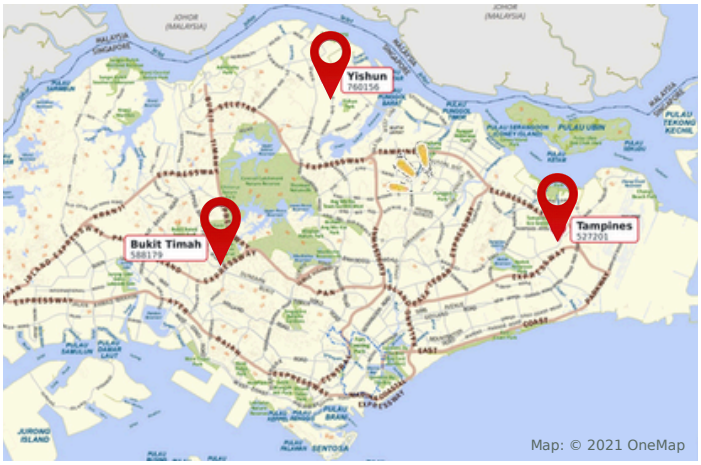

Bukit Timah Shopping Centre

Sundays • P5 and P6 classes
170 Upper Bukit Timah Road, #B2-13B, Singapore 588179
Approximately 2 minutes' sheltered walk from Beauty World MRT.

Scan for map

Tampines

Saturdays • P5 and P6 classes
Blk 201E Tampines Street 23, #02-106, Singapore 527201
Behind McDonald's at Tampines East CC.
Approximately 10 minutes' walk from Tampines East MRT.

Scan for map

Yishun

Fridays • P5 and P6 classes
From 8 January 2027.
Blk 156 Yishun Street 11, #01-497, Singapore 760156
Enter through the #01-497 rear door at Little Smarties Student Care. Stairs lead to the Level 2 classroom.
Approximately 5 minutes' walk from Yishun MRT.

Scan for map

- **Find your way: MRT-to-branch walkthrough videos at bestmindsacad.com.**

2027 WEEKLY TIMETABLE

Find your weekly class.

All times are Singapore time. All regular lessons last 2 hours.

First regular lesson week: 6-10 January 2027.

PRIMARY 5 CLASSES

Day	Time	Mode / location	
Wednesday	4.30 pm to 6.30 pm	Online · ClassIn	
Friday	4.30 pm to 6.30 pm	Onsite · Yishun	FILLING FAST
Saturday	1.00 pm to 3.00 pm	Onsite · Tampines	
Sunday	1.00 pm to 3.00 pm	Onsite · Bukit Timah	CURRENTLY FULL

Availability as at 21 Nov 2026. WhatsApp Mr Daniel to check current seats.

PRIMARY 6 CLASSES

Day	Time	Mode / location	
Wednesday	7.00 pm to 9.00 pm	Online · ClassIn	
Thursday	4.30 pm to 6.30 pm	Online · ClassIn	
Thursday	7.00 pm to 9.00 pm	Online · ClassIn	
Friday	7.00 pm to 9.00 pm	Onsite · Yishun	FILLING FAST
Saturday	10.00 am to noon	Onsite · Tampines	
Saturday	3.30 pm to 5.30 pm	Onsite · Tampines	
Sunday	10.00 am to noon	Onsite · Bukit Timah	FILLING FAST
Sunday	3.30 pm to 5.30 pm	Onsite · Bukit Timah	FILLING FAST

Every class is taught by Mr Daniel, so seats are limited.
If your preferred slot is full, choose another or join the waitlist.

PLANNING AND SUPPORT

2027 planning ahead

Lessons follow the Bestminds timetable, including during MOE school holidays and on most public holidays. The only break and the two one-off changes are below.

No lessons (all students)

14 to 20 Jun 2027 · June break

One-off changes

6 & 7 Feb (Chinese New Year): weekend classes take Lesson 05 online on Wed 3, Thu 4 or Fri 5 Feb.
8 Oct (Children's Day): the P5 Friday lesson moves to Thu 7 Oct.

Last lessons **P6: 19 Sep 2027 (36 lessons)** **P5: 12 Dec 2027 (48 lessons)**

How parents can support Science revision at home?

1 Follow up on mistakes

Ask: "Which mark did you lose, and why?" Let your child explain the fix in their own words.

2 Practise a little every day

Last-minute cramming never works as well as steady, planned daily practice.

3 Ask for specifics

Check that the answer names the exact object in the question, for example the spectacles, not the face mask. If your child writes "it" for more than one thing, ask what "it" refers to.

4 Talk about Science in daily life

A cold drink "sweating" at the hawker centre, or laundry drying faster on a sunny day: ask your child to explain why, in one clear sentence.

FAQ: My child is struggling with Science. Is the programme suitable?

Yes. Your child does not need to be strong in Science to join, only willing to learn, practise and improve. We ask parents to make sure homework is completed and feedback is acted on.

2027 FEES

Level / mode	Per lesson	4 lessons
P5 Online	$80	$320
P5 Onsite (Physical class)	$90	$360
P6 Online	$90	$360
P6 Onsite (Physical class)	$100	$400

Academic year: P5 (48 lessons) and P6 (36 lessons)
Standard billing: every 4 lessons.
All amounts are in SGD.
Bestminds Academy does not charge GST.

Choose a package to enjoy discounts

12-lesson package: 3% off lesson fees.
Available when at least 12 scheduled lessons remain.
Academic-year package: 5% (from Term 1)
or 4% (from Term 2).
Full package conditions: see page 19.



Additional fees

Registration: $50, one-time fee.
Trial lesson: $50 for one 2-hour lesson (optional).
Learning Pack: P5 $160 · P6 $120 per academic year.

The Learning Pack fee covers materials such as notes, experiment kits, measuring tools and gadgets. It is charged once per academic year and is not prorated. Students receive the full current-year pack.

Mailed packs have no additional delivery charge. BMLS access is included at no extra cost for regularly enrolled students.

TAKE THE NEXT STEP

Join Bestminds Academy

Try a lesson for $50

Scan to WhatsApp Mr Daniel

See how Mr Daniel teaches and how your child responds before you enrol.

One full 2-hour trial per child, P5 or P6, onsite or online. Soft-copy lesson materials are included for online, one hard copy for onsite. No homework is set.
The fee is not offset against enrolment fees. It is non-refundable for parent cancellation or absence. One parent-requested rescheduling is allowed with at least 48 hours' notice, subject to availability.

If the Academy cancels and no mutually acceptable replacement is arranged, a refund is issued within 7 working days after the parent chooses it.
Online trials are recorded with parental consent before booking confirmation. Trial students do not receive recording replay or BMLS access.
A trial does not reserve a regular weekly seat. Full trial conditions are in the Handbook.

Your initial enrolment payment PAYNOW

Level / mode	4 Lessons + Learning Pack + Registration		Total
P5 Online	$320	+ $160 + $50	**$530**
P5 Onsite (Physical class)	$360	+ $160 + $50	**$570**
P6 Online	$360	+ $120 + $50	**$530**
P6 Onsite (Physical class)	$400	+ $120 + $50	**$570**

Standard initial payment for a new student taking four lessons. Your confirmed quotation determines the amount payable.

Confirm your weekly seat

Check availability before paying. Full payment and Mr Daniel's final confirmation secure your seat. Payment priority follows the timestamp of your WhatsApp message containing the successful-payment screenshot.

Read the conditions on page 19. Payment details are on page 20.

To enrol, WhatsApp Mr Daniel at 9365 1228

Before you enrol...

Confirm seat availability and your enrolment quotation

Packages



	Discounts
12-lesson package, throughout the year	3%
Full / remaining academic year: MOE Term 1	5%
Remaining academic year: MOE Term 2	4%
New academic-year packages in Terms 3 and 4	Not available

Five key points

1. Discounts apply to lesson fees only, and need at least 12 scheduled lessons and full upfront payment.

2. Registration and Learning Pack fees are normally non-refundable.

3. Withdrawal needs at least 14 calendar days' written notice. Lessons in the notice period count as used. Refunds are prepaid lesson fees minus used lessons at undiscounted rates, paid within 7 working days with a $10 administrative deduction.

4. Changes of timeslot or mode depend on availability and written confirmation. Fee differences apply from the first changed lesson.

5. Waitlists do not guarantee a seat. Payment accepts the Handbook and Terms, and the Handbook governs.

Scan for the full Parent and Student Handbook

Full conditions are in the Parent and Student Handbook.

Read the current Handbook, FAQ, Terms and Privacy Policy

PAYMENT & ENQUIRIES

Ready to join Bestminds?

Send your child's full name, school and level.

1. Confirm class availability and your quotation with Mr Daniel.
2. Pay through PayNow using the QR code below or UEN **202502484D**.
3. Send the successful payment screenshot to Mr Daniel at **9365 1228**.

Bestminds Academy Pte Ltd

PayNow UEN: 202502484D

SCAN TO PAY



Payment reference: student's full name and level.
Example: Alex Tan P6.
Your seat is secured only after full enrolment payment, a completed enrolment form, and Mr Daniel's final confirmation.

Rated 4.9 from 88 Google reviews (as at 23 Nov 2026)
Scan to read parent reviews on Google

"Your teaching is very clear, and your guidance on open-ended questions is really spot on."
Yan Z., parent, Google review